



LiteCommerce Greet Visitor Module

Version 2.6

Reference Manual

Copyright © 2007 Creative Development. All rights reserved.

Revision date: Aug/24/2006

Table of Contents

Introduction.....	1
1. Administrator Zone.....	2
1.1 Installing the module	3
1.2 Configuring the module	5
2. Customer Zone.....	6
Terms and Definitions.....	7

Introduction

LiteCommerce **Greet Visitor** add-on module is created to enhance the personality of your site. It allows to greet all customers of your store by their names. When the **Greet Visitor** module is activated the customers who logged in recently will see this greeting message when they return to the site.

1. Administrator Zone

This section contains information about:

- [installing the module](#);
- [configuring the module](#).

1.1 Installing the module

To successfully install **Greet Visitor** add-on module your shopping system requires LiteCommerce shopping cart software version 2.x to be installed at your online store.

Select the 'Modules' section in the 'Settings' menu of the Administrator Zone. The list of currently installed modules will appear. To install a module (**Greet Visitor** in our case) click on the '**Browse...**' button, select the module's '**.tar**' file and click on the '**Install**' button to add the module to your store setup (Figure 1).

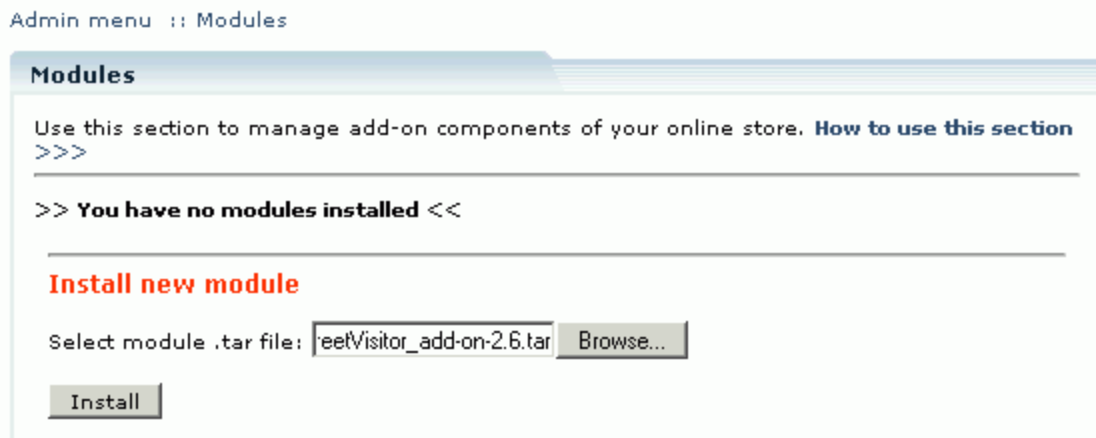


Figure 1: New module installation

'**Greet Visitor**' module will appear in the list of the installed modules (Figure 2); it will be activated automatically.



Figure 2: GreetVisitor module installed

To deactivate the module, unselect the '**Active**' check box against the module title and click on the '**Update**'

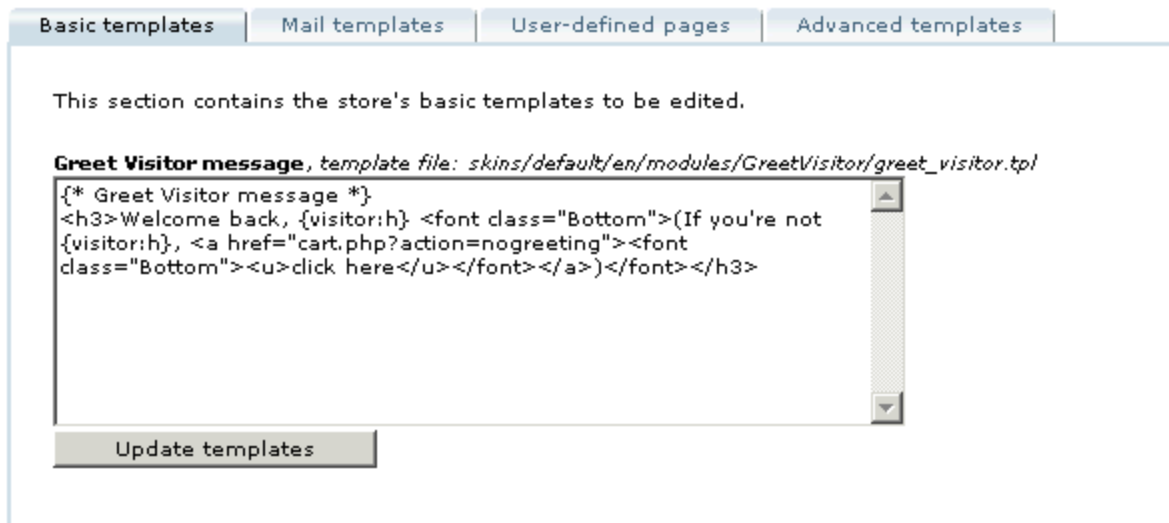
button. To completely uninstall the module, click on the **'Uninstall'** button.

1.2 Configuring the module

After you have successfully installed the **Greet Visitor** add-on module, you can configure the way it will greet the customers returning to your site.

Select the 'Template editor' section in the 'Look and Feel' menu. The first template in the list is now a 'Greet visitor message'. Modify the template if you need, using HTML tags and click **'Update templates'** when you are done.

Admin menu :: Template editor



The screenshot shows a web interface for editing templates. At the top, there are four tabs: 'Basic templates', 'Mail templates', 'User-defined pages', and 'Advanced templates'. The 'Basic templates' tab is selected. Below the tabs, a message reads: 'This section contains the store's basic templates to be edited.' Underneath, the title of the selected template is 'Greet Visitor message, template file: skins/default/en/modules/GreetVisitor/greet_visitor.tpl'. A text area contains the following HTML code:

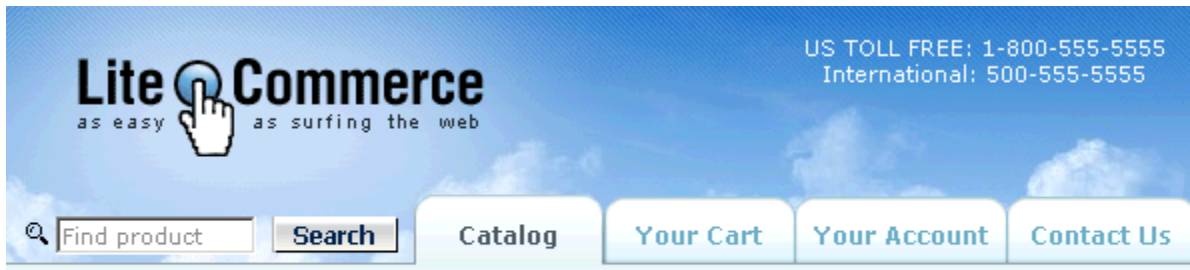
```
{* Greet Visitor message *}
<h3>Welcome back, {visitor:h} <font class="Bottom">(If you're not
{visitor:h}, <a href="cart.php?action=nogreeting"><font
class="Bottom"><u>click here</u></font></a></font></h3>
```

 Below the text area is a button labeled 'Update templates'.

Editing the 'Greet visitor message' template

2. Customer Zone

When a customer who logged in recently returns to your site, he sees a message, greeting him or her by name. There is also a link a customer can click to log out of the account if he has been identified incorrectly.



Welcome back, Store Admin (If you're not Store Admin, [click here](#))

The way the 'Greet visitor message' looks in the Customer Zone

The **Greet Visitor** add-module recognizes customers by a cookie stored in the users' browsers for 180 days. If a customer deletes the cookies, the **Greet Visitor** module will be unable to recognize him.

Terms and Definitions

Administrator: a 'super-user' of the online store system who is privileged to configure the entire store and manage products, customers and orders;

Administrator zone: an administrator back office where the store Admin can configure, control and monitor store operations, enable or configure various features of the store;

Customer: a registered store user;

Customer zone: an area at the online store where store customers can manage their profiles and review their orders;

User: anyone who visits the online store.