



LiteCommerce MultiCategories Module

Version 2.5

Reference Manual

Copyright © 2007 Creative Development. All rights reserved.

Revision date: Aug/24/2006

Table of Contents

Introduction.....	1
1. Administrator Zone.....	2
1.1 Installing the Module	3
1.2 Operating the Module	4
2. Customer Zone.....	5
Terms and Definitions.....	6

Introduction

The LiteCommerce **MultiCategories** add-on module enables you to place one product into multiple categories without cloning the product; this is particularly useful if some of your products fit under several categories, or in case you want to group your products by several different criteria (for example by product type, manufacturer, size, etc).

1. Administrator Zone

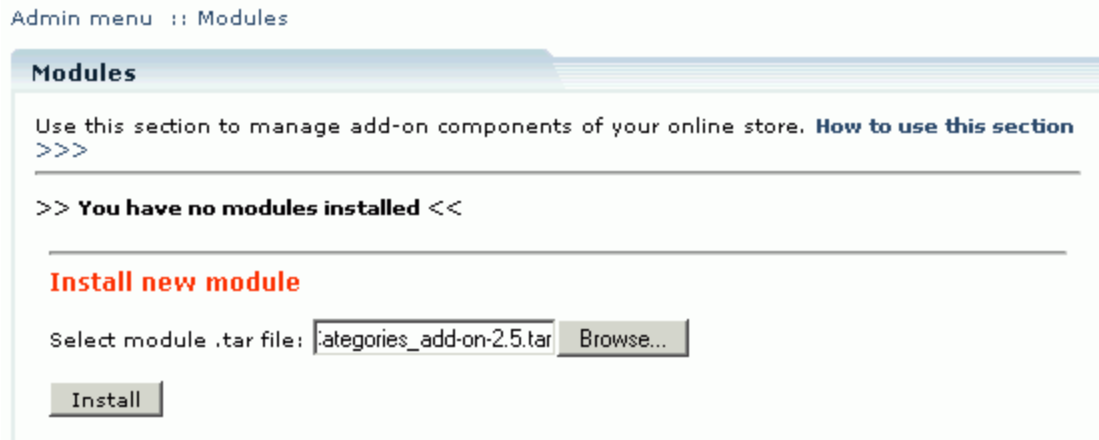
This section contains information on:

- [installing the LiteCommerce MultiCategories add-on module](#);
- [operating the module](#).

1.1 Installing the Module

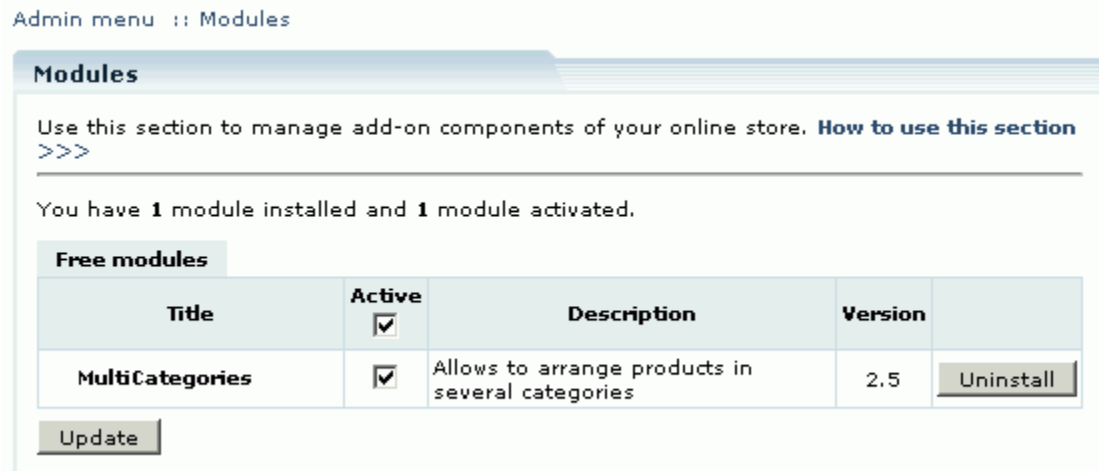
To successfully install **MultiCategories** add-on module your shopping system requires LiteCommerce shopping cart software version 2.x to be installed at your online store.

Select the 'Modules' section in the 'Settings' menu of the Administrator Zone. The list of currently installed modules will appear. To install a module (**MultiCategories** in our case) click on the '**Browse...**' button, select the module's '**.tar**' file and click on the '**Install**' button to add the module to your store setup.



'**MultiCategories**' module will appear in the list of the installed modules; it will be activated automatically.

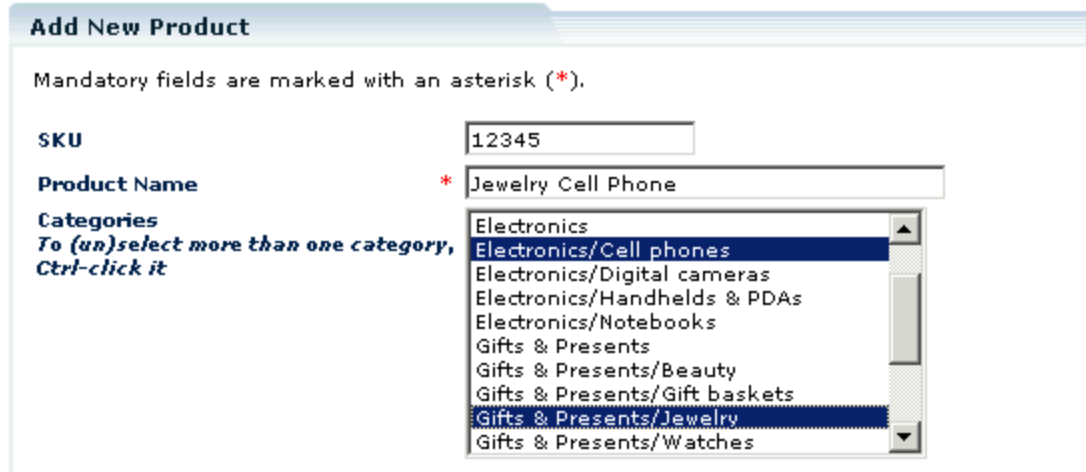
To deactivate the module, unselect the '**Active**' check box against the module title and click on the '**Update**' button. To completely uninstall the module, click on the '**Uninstall**' button.



1.2 Operating the Module

When you add new products or modify existing ones, **MultiCategories** add-on module allows you to assign a product to several related categories. For example, in the figure below the product 'Jewelry Cell Phone' can be related to Electronics/Cell phones as well as to Gifts & Presents/Jewelry.

Admin menu :: Add new product



Add New Product

Mandatory fields are marked with an asterisk (*).

SKU

Product Name *

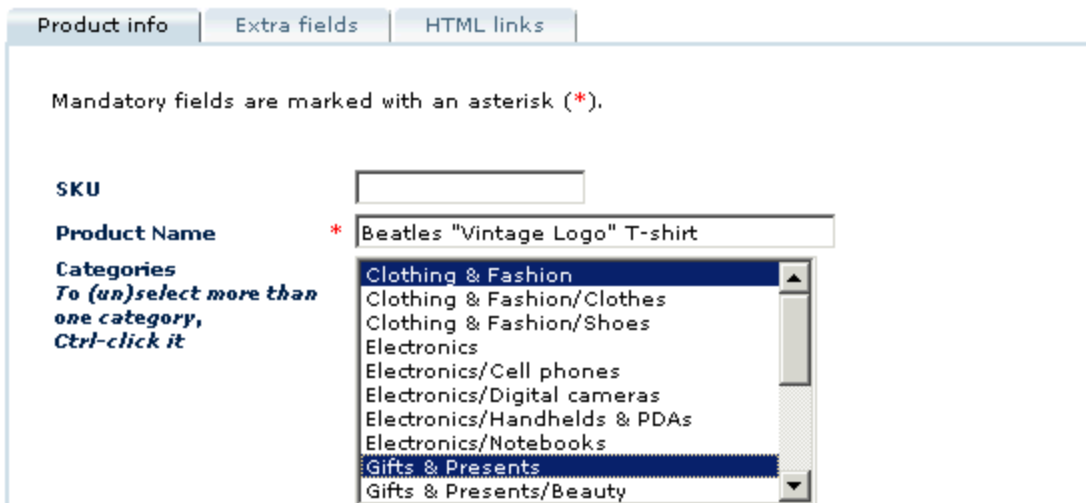
Categories
To (un)select more than one category, Ctrl-click it

- Electronics
- Electronics/Cell phones
- Electronics/Digital cameras
- Electronics/Handhelds & PDAs
- Electronics/Notebooks
- Gifts & Presents
- Gifts & Presents/Beauty
- Gifts & Presents/Gift baskets
- Gifts & Presents/Jewelry
- Gifts & Presents/Watches

Adding a product to multiple categories

Modifying a product you also can assign it to two or more categories:

Admin menu :: Product list :: Edit product "Beatles "Vintage Logo" T-shirt"



Product info | **Extra fields** | **HTML links**

Mandatory fields are marked with an asterisk (*).

SKU

Product Name *

Categories
To (un)select more than one category, Ctrl-click it

- Clothing & Fashion
- Clothing & Fashion/Clothes
- Clothing & Fashion/Shoes
- Electronics
- Electronics/Cell phones
- Electronics/Digital cameras
- Electronics/Handhelds & PDAs
- Electronics/Notebooks
- Gifts & Presents
- Gifts & Presents/Beauty

Modifying a product: adding categories to which it belongs

2. Customer Zone

The LiteCommerce **MultiCategories** add-on module affects the Customer Zone only in a sense that the same product can be accessed through different categories. For example we assigned a product to two categories: '*Clothes*' and '*Gifts*'. In this a customer can view the details of this product either through the '*Clothes*' category or the '*Gifts*' category.

Terms and Definitions

Administrator: a 'super-user' of the online store system who is privileged to configure the entire store and manage products, customers and orders;

Administrator zone: an administrator back office where the store Admin can configure, control and monitor store operations, enable or configure various features of the store;

Customer: a registered store user;

Customer zone: an area at the online store where store customers can manage their profiles and review their orders;

User: anyone who visits the online store.